

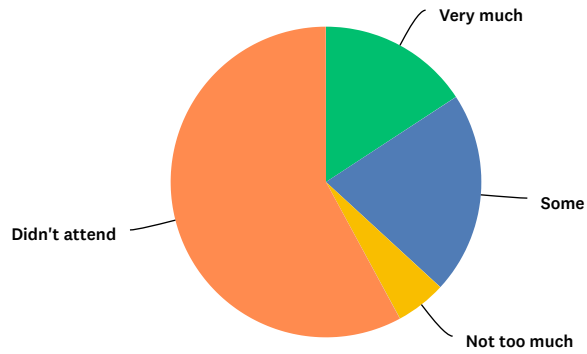


Opening Day 4/3/21 Feedback

Q1

Was the rallye school helpful?

Answered: 19 Skipped: 0

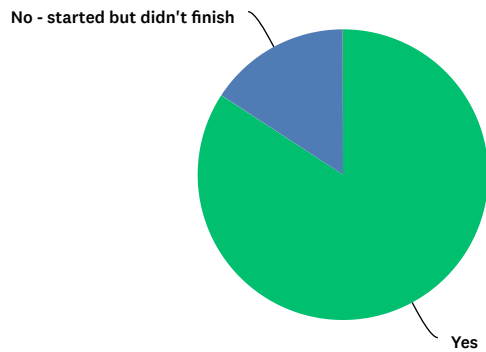


ANSWER CHOICES	RESPONSES	
Very much	15.79%	3
Some	21.05%	4
Not too much	5.26%	1
Not at all	0.00%	0
Didn't attend	57.89%	11
TOTAL		19

Q2

Did you finish the rallye?

Answered: 19 Skipped: 0



ANSWER CHOICES	RESPONSES	
Yes	84.21%	16

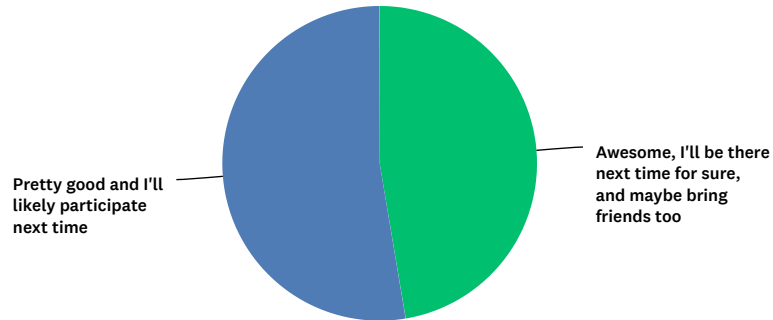


Q3



How did you enjoy this event?

Answered: 19 Skipped: 0



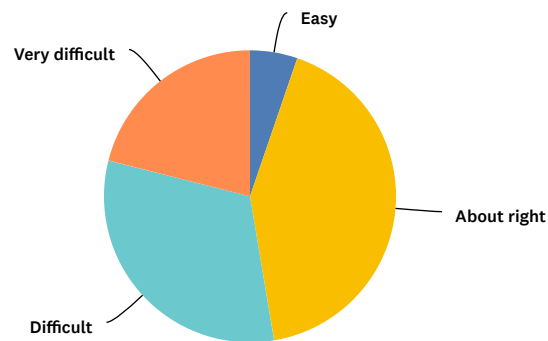
ANSWER CHOICES	RESPONSES
Awesome, I'll be there next time for sure, and maybe bring friends too	47.37% 9
Pretty good and I'll likely participate next time	52.63% 10
So-so and maybe I'll try again	0.00% 0
Not a good experience and I probably will not do another one	0.00% 0
Not sure - didn't try it	0.00% 0
TOTAL	19

Q4



How challenging or difficult did you find the event?

Answered: 19 Skipped: 0



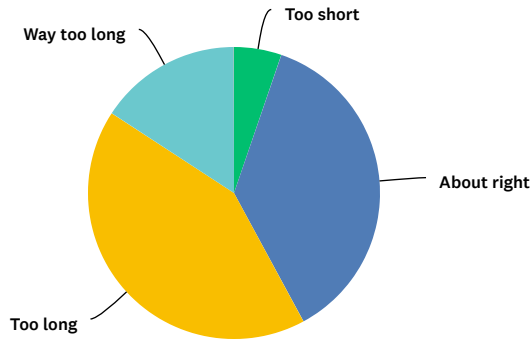
ANSWER CHOICES	RESPONSES
Very easy	0.00% 0
Easy	5.26% 1
About right	42.11% 8



Q5

How did you find the length of the event?

Answered: 19 Skipped: 0



ANSWER CHOICES

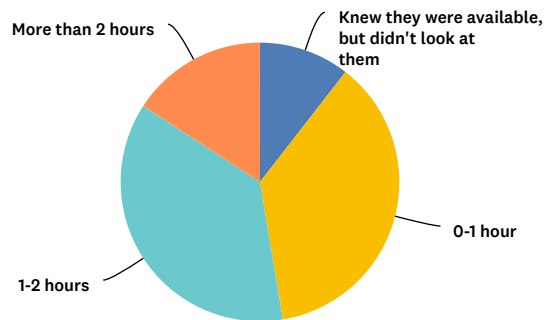
RESPONSES

Too short	5.26%	1
About right	36.84%	7
Too long	42.11%	8
Way too long	15.79%	3
Not sure -didn't try it	0.00%	0
TOTAL		19

Q6

How much time did you spend on the Preliminary GIs before the event (link emailed a few days before the event)?

Answered: 19 Skipped: 0



ANSWER CHOICES

RESPONSES

Didn't know they were available	0.00%	0
Knew they were available, but didn't look at them	5.26%	1
0-1 hour	36.84%	7
1-2 hours	42.11%	8
More than 2 hours	15.79%	3
TOTAL		19

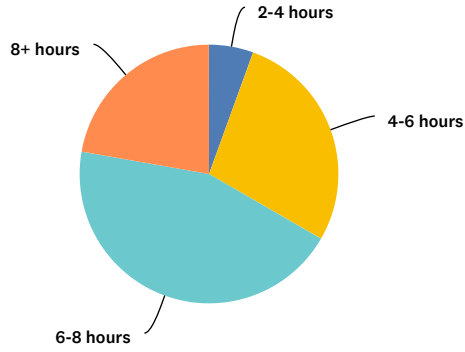


More than 2 hours	15.79%	3
TOTAL		19

Q7

How much time did you spend on the event?

Answered: 18 Skipped: 1

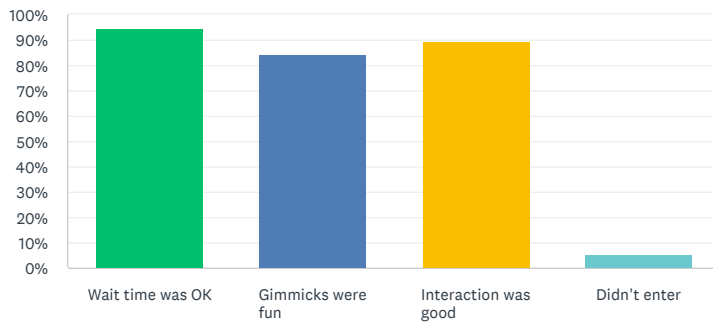


ANSWER CHOICES	RESPONSES
0-2 hours	0.00% 0
2-4 hours	5.56% 1
4-6 hours	27.78% 5
6-8 hours	44.44% 8
8+ hours	22.22% 4
TOTAL	18

Q8

How was your Checkpoint experience? Check all that apply.

Answered: 19 Skipped: 0



ANSWER CHOICES	RESPONSES
Wait time was OK	94.74% 18
Gimmicks were fun	84.21% 16
Interaction was good	84.21% 16
Didn't enter	5.26% 1

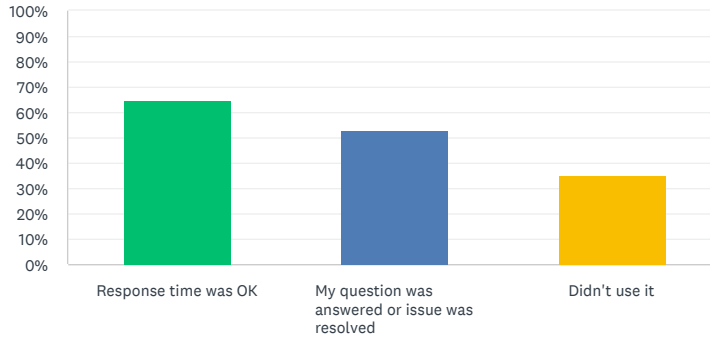


Q9



How was your Help Desk experience? Check all that apply.

Answered: 17 Skipped: 2



ANSWER CHOICES

RESPONSES

Response time was OK	64.71%	11
My question was answered or issue was resolved	52.94%	9
Didn't use it	35.29%	6

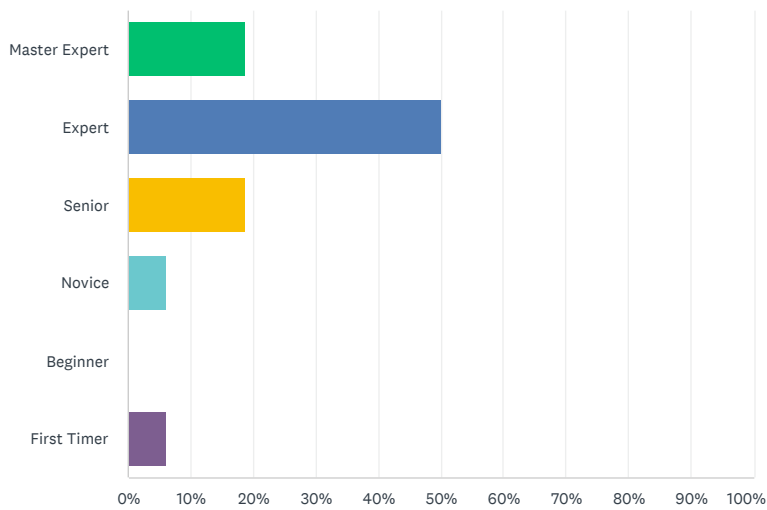
Total Respondents: 17

Q10



Optional: Share your class, name, and contact information. We will not publish this information in the survey results.

Answered: 16 Skipped: 3



ANSWER CHOICES

RESPONSES

Master Expert	18.75%	3
---------------	--------	---



beginner	0.00%	0
First Timer	6.25%	1
TOTAL		16

Powered by SurveyMonkey

Check out our [sample surveys](#) and [create your own now!](#)