

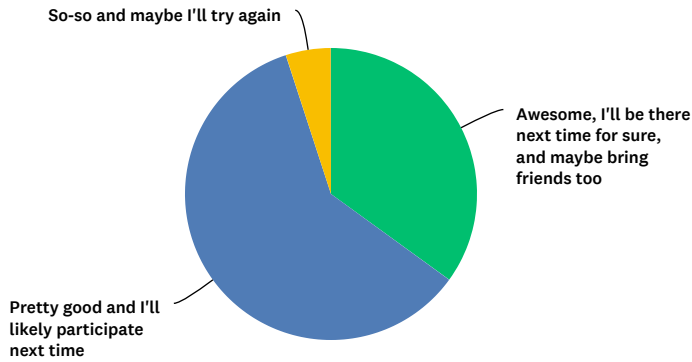


Monster Mash 2020 Feedback

Q1

How did you enjoy the event?

Answered: 20 Skipped: 0

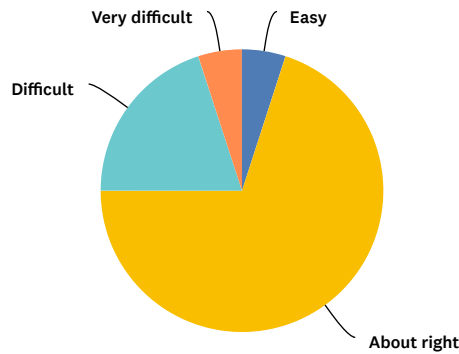


ANSWER CHOICES	RESPONSES
Awesome, I'll be there next time for sure, and maybe bring friends too	35.00% 7
Pretty good and I'll likely participate next time	60.00% 12
So-so and maybe I'll try again	5.00% 1
Not a good experience and I probably will not do another one	0.00% 0
Not sure - didn't try it	0.00% 0
TOTAL	20

Q2

How challenging or difficult did you find the event?

Answered: 20 Skipped: 0



ANSWER CHOICES	RESPONSES
Very easy	0.00% 0

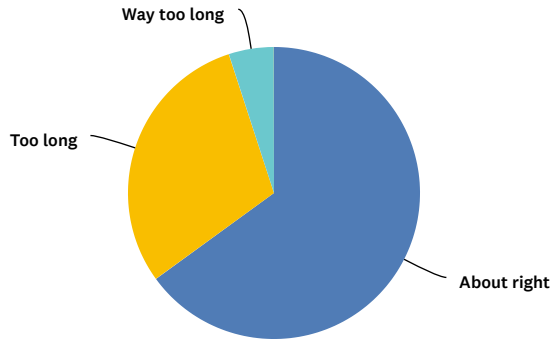


Not sure - didn't try it	0.00%	0
TOTAL		20

Q3

How did you find the length of the event?

Answered: 20 Skipped: 0

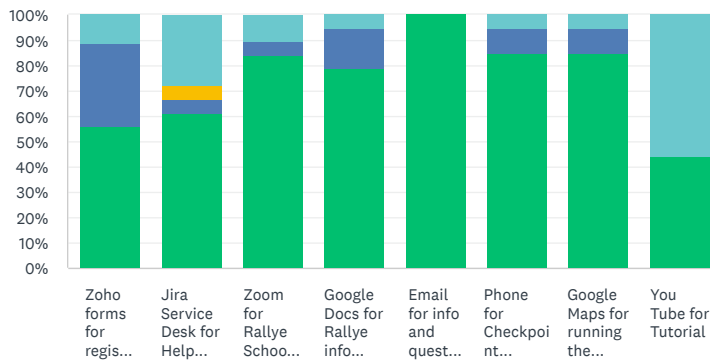


ANSWER CHOICES	RESPONSES
Too short	0.00% 0
About right	65.00% 13
Too long	30.00% 6
Way too long	5.00% 1
Not sure -didn't try it	0.00% 0
TOTAL	20

Q4

We used several technologies. Tell us how each technology (not the content) worked for you.

Answered: 20 Skipped: 0



■ Excellent - ...
 ■ OK - Does t...
 ■ Poor - Signi...
 ■ No opinion

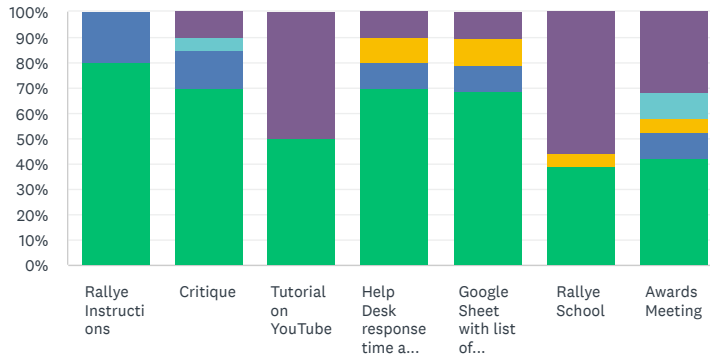


	BETTER		AN ALTERNATIVE		
Zoho forms for registration and scoresheet	55.56% 10	33.33% 6	0.00% 0	11.11% 2	18
Jira Service Desk for Help Desk (Checkpoint and assistance tickets)	61.11% 11	5.56% 1	5.56% 1	27.78% 5	18
Zoom for Rallye School and Awards	84.21% 16	5.26% 1	0.00% 0	10.53% 2	19
Google Docs for Rallye info (entries and FAQ) and distributing instructions and critique	78.95% 15	15.79% 3	0.00% 0	5.26% 1	19
Email for info and questions before, during, and after the event	100.00% 20	0.00% 0	0.00% 0	0.00% 0	20
Phone for Checkpoint interaction and assistance	85.00% 17	10.00% 2	0.00% 0	5.00% 1	20
Google Maps for running the rallye	85.00% 17	10.00% 2	0.00% 0	5.00% 1	20
You Tube for Tutorial	44.44% 8	0.00% 0	0.00% 0	55.56% 10	18

Q5

Please rate the content used in the event.

Answered: 20 Skipped: 0



	EXCELLENT - NO COMPLAINTS	GOOD BUT COULD BE BETTER	ADEQUATE	NEEDS SOME IMPROVEMENT	POOR	NO OPINION
Rallye Instructions	80.00% 16	20.00% 4	0.00% 0	0.00% 0	0.00% 0	0.00% 0
Critique	70.00% NO	15.00% BUT	0.00% ADEQUATE	10.00% NEEDS SOME IMPROVEMENT	0.00% POOR	0.00% NO OPINION

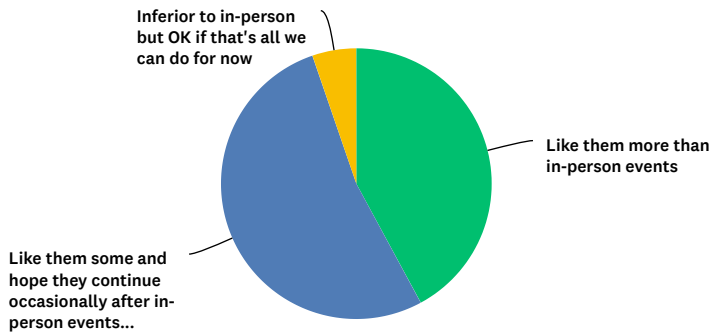


time and quality of responses						
Google Sheet with list of contestants and FAQ	68.42%	10.53%	10.53%	0.00%	0.00%	10.53%
	13	2	2	0	0	2
Rallye School	38.89%	0.00%	5.56%	0.00%	0.00%	55.56%
	7	0	1	0	0	10
Awards Meeting	42.11%	10.53%	5.26%	10.53%	0.00%	31.58%
	8	2	1	2	0	6

Q6

How are you feeling about virtual rallyes compared to in-person?

Answered: 19 Skipped: 1




ANSWER CHOICES	RESPONSES
Like them more than in-person events	42.11% 8
Like them some and hope they continue occasionally after in-person events return	52.63% 10
Inferior to in-person but OK if that's all we can do for now	5.26% 1
TOTAL	19

Q7

Please share any other comments such as most and least favorite gimmicks, other aspects of this rallye, or rallyes in general.

Answered: 12 Skipped: 8



Q8



Optional: Share your name, class, and contact information. We will not publish this information in the survey results.

Answered: 11 Skipped: 9

ANSWER CHOICES	RESPONSES	
Name	90.91%	10
Class	90.91%	10
Email	90.91%	10
Phone	54.55%	6
City/State	90.91%	10
State/Province	0.00%	0
ZIP/Postal Code	0.00%	0
Country	0.00%	0
Email Address	0.00%	0
Phone Number	0.00%	0

Powered by SurveyMonkey

Check out our [sample surveys](#) and [create your own now!](#)